

2021

National Psychiatric In-patient Reporting System 2021

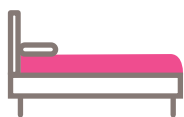
HRB Health Research Board

HRB StatLink Series 10

15,723 admissions



332
increase
from 2020



718,906
in-patient bed
days in 2021



284 admissions
with no fixed abode,
decrease from 312 in 2020



60%
single



45 Yrs
mean age
at admission
(median 43 years)

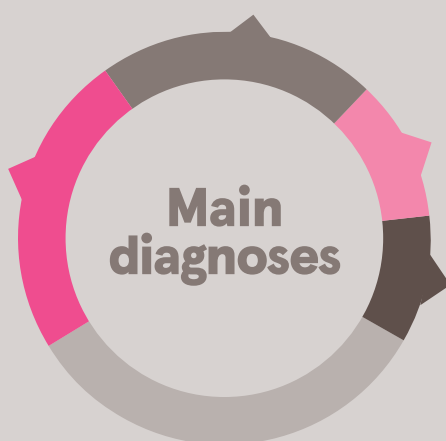


20-24 Yrs
highest rate
of all admissions

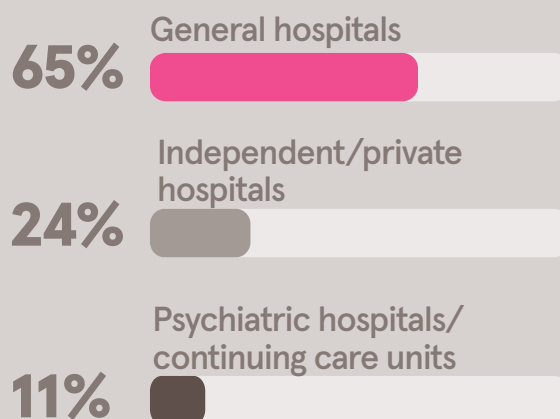


36%
unemployed

- 23%** depressive disorders
- 21%** schizophrenia
- 10%** mania
- 10%** neuroses



Hospital Type



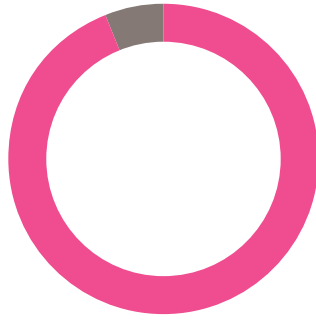
Research. Evidence. Action.

Child & Adolescent Admissions

509

admissions

for children and adolescents



480

admissions to child and adolescent inpatient units

29

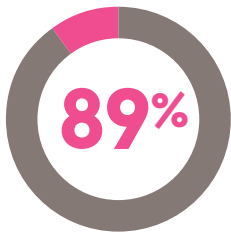
admissions to adult units



72%
female



14 Yrs
or younger



of admissions for u18s in 2021 were **discharged in 2021**

30%
depressive disorders

10%
neuroses

23%
eating disorders

10%
schizophrenia



Main diagnoses of u18 admissions

Discharges

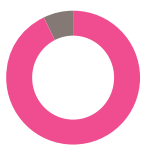
15,550

discharges

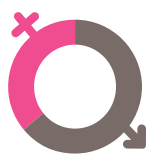


103

deaths



of all admissions in 2021 were discharged in 2021



56%
of deaths were male



79%
of deaths aged 65+



55.6 days

average length of stay for all discharges (median 14 days)