

2025

National Ability Supports System (NASS)

People engaging with disability services



HRB StatLink Series 31

IHA-Kildare West Wicklow



1,334 adult records reviewed

Demographics



761 male
57%



573 female
43%


Age groups



18-24 years 25-39 years 40-59 years 60-69 years ≥70 years


Most common primary disability

60%
Intellectual disability




53% male
47% female

13%
Physical



50% male
50% female

11%
Neurological



56% male
44% female

Primary carer



576

people reported having a primary carer



94%

live with their primary carer

Of the primary carers:



76%

parent(s)



10%

wife/husband /partner



9%

siblings



28%

aged ≥60 years

Current services received

Adults and children*



374

lived in a residential setting



279

received home support



56

accessed a personal assistant



46

accessed day respite



248

availed of overnight respite
6,098 nights

Adults only



766

adults accessed day services



688

adults received support services

New services required

Adults and children*



5

residential places required



6

home support places required



~

personal assistant services required



12

people require overnight respite

Adults only

Main support services required:



195

adults require support services



Counselling Psychology



Speech and language therapy



Occupational Therapy

* Children included are those who received residential, respite, home support and/or specialised support services from dedicated organisations. Information on the multidisciplinary supports received from Children's Disability Network Teams was not included.
~ In order to protect against the risk of indirect identification of individuals, values less than 5 have been suppressed.