

2025

National Ability Supports System (NASS)

People engaging with disability services



HRB StatLink Series 31


IHA - Clare & Limerick County

 **1,661** adult records reviewed

Demographics

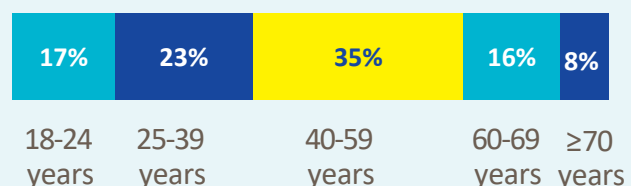


838 male
50%




823 female
49%

Age groups




Most common primary disability

55%
Intellectual disability




58% male
42% female

29%
Neurological



32% male
68% female

8%
Physical



68% male
32% female

Primary carer



901

people reported having a primary carer



86%

live with their primary carer

Of the primary carers:



66%

parent(s)



12%

wife/husband /partner



12%

siblings



36%

aged ≥60 years

Current services received

Adults and children*



332

lived in a residential setting



163

received home support



193

accessed a personal assistant



110

accessed day respite



298

availed of overnight respite
6,706 nights

Adults only



1,006

adults accessed day services



867

adults received support services

New services required

Adults and children*



16

residential places required



9

home support places required



6

personal assistant services required



13

people require overnight respite

Adults only

Main support services required:



77

adults require support services



Clinical psychology



Dietetics



Speech and Language Therapy

* Children included are those who received residential, respite, home support and/or specialised support services from dedicated organisations. Information on the multidisciplinary supports received from Children's Disability Network Teams was not included.