

2025

National Ability Supports System (NASS)

People engaging with disability services



HRB StatLink Series 31

IHA- Cork North and East

3,583 adult records reviewed

Demographics

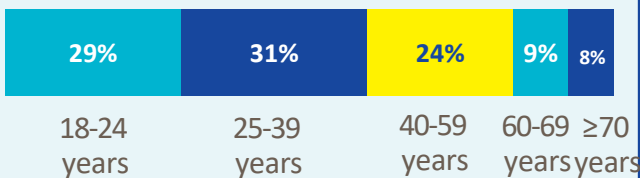


2,131 male
59%




1,452 female
41%

Age groups




Most common primary disability

52%
Intellectual disability




59% male
41% female

29%
Autism



69% male
31% female

7%
Hard of hearing and/or deafness



48% male
52% female

Primary carer



1,272

people reported having a primary carer



96%

live with their primary carer

Of the primary carers:



84%

parent(s)



5%

wife/husband /partner



9%

siblings



45%

aged ≥60 years

Current services received

Adults and children*



495

lived in a residential setting



239

received home support



62

accessed a personal assistant



71

accessed day respite



334

availed of overnight respite
7,604 nights

Adults only



1,715

adults accessed day services



3,063

adults received support services

New services required

Adults and children*



148

residential places required



54

home support places required



12

personal assistant services required



73

people require overnight respite

Adults only

Main support services required:



112

adults require support services



Transport



Physiotherapy



Psychiatry

* Children included are those who received residential, respite, home support and/or specialised support services from dedicated organisations. Information on the multidisciplinary supports received from Children's Disability Network Teams was not included.