

# 2025

## National Ability Supports System (NASS)

People engaging with disability services



HRB StatLink Series 31


### HSE West and North West

**6,184** adult records reviewed

#### Demographics

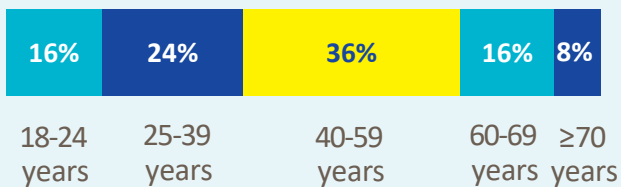


3,221 male  
**52%**




2,962 female  
**48%**

#### Age groups




#### Most common primary disability

**54%**  
Intellectual disability




**55% male**  
**45% female**

**22%**  
Neurological



**39% male**  
**61% female**

**9%**  
Autism



**75% male**  
**25% female**

#### Primary carer



**2,906**

people reported having a primary carer



**93%**

live with their primary carer

#### Of the primary carers:



**73%**

parent(s)



**14%**

wife/husband /partner



**8%**

siblings



**36%**

aged ≥60 years

## Current services received

### Adults and children \*



**1,355**

lived in a residential setting



**1,046**

received home support



**720**

accessed a personal assistant



**199**

accessed day respite



**794**

availed of overnight respite  
29,682 nights

### Adults only



**3,534**

adults accessed day services



**4,145**

adults received support services

## New services required

### Adults and children \*



**384**

residential places required



**76**

home support places required



**37**

personal assistant services required



**237**

people require overnight respite



**507**

people require a day service \*

\* Information provided by the HSE National Day Service Database.

### Adults only

#### Main support services required:



**763**

adults require support services



Speech and Language Therapy



Physiotherapy



Occupational therapy

\* Children included are those who received residential, respite, home support and/or specialised support services from dedicated organisations. Information on the multidisciplinary supports received from Children's Disability Network Teams was not included.