

# 2025

## Intellectual Disability

### National Ability Supports System (NASS)

People engaging with disability services




HRB StatLink Series 31



# 20,933

 adults with an intellectual disability reviewed on NASS

#### Demographics



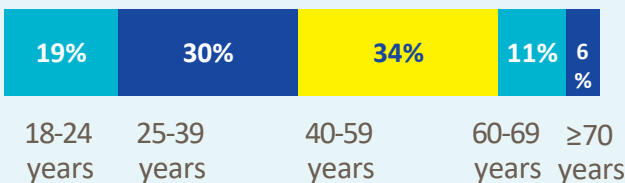
11,976 male  
57%



8,957 female  
43%


#### Age groups

Mean age- 42 years




#### Most common additional disabilities

18%  
Physical




51% male  
49% female

15%  
Speech and language



61% male  
39% female

12%  
Autism



73% male  
27% female

#### Primary carer



11,420

people reported having a primary carer



95%

live with their primary carer

#### Of the primary carers:



86%

parent(s)



11%

siblings



1%

other relative



40%

aged ≥60 years

## Current services received

### Adults and children\*



### Adults only



## New services required

### Adults and children\*



### Adults only



\* Children included are those who received residential, respite, home support and/or specialised support services from dedicated organisations. Information on the multidisciplinary supports received from Children's Disability Network Teams was not included.