

# 2024

## National Ability Supports System (NASS)

People engaging with  
disability services

**HRB** Health  
Research  
Board

HRB StatLink Series 24



# 34,652

 adult records  
reviewed on NASS

### Demographics



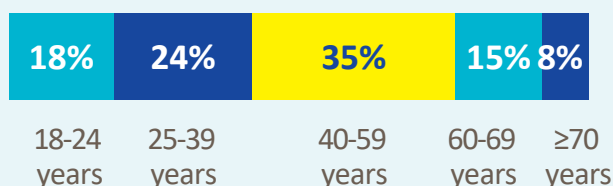
18,924 male

55%

15,728 female

45%

### Age groups



### Most common primary disability

56%

Intellectual  
disability




56% male

44% female

18%

Neurological



46% male

54% female

9%

Autism



75% male

25% female

### Primary carer



16,010

people reported having  
a primary carer



91%

live with their  
primary carer

### Of the primary carers:



73%

parent(s)



11%

wife/husband  
/partner



10%

sibling(s)



38%

aged  
≥60 years

## Current services received

### Adults and children\*



### Adults only



## New services required

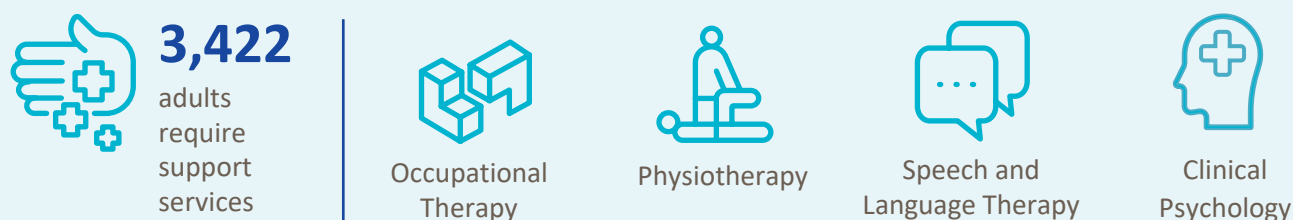
### Adults and children\*



\* Information provided by the HSE National Day Service Database.

### Adults only

#### Main support services required:



\* Children included are those who received residential, respite, home support and/or specialised support services from dedicated organisations. Information on the multidisciplinary supports received from Children's Disability Network Teams was not included.

**Research. Evidence. Action.**