



3,925

Adult records reviewed on NASS

Demographics

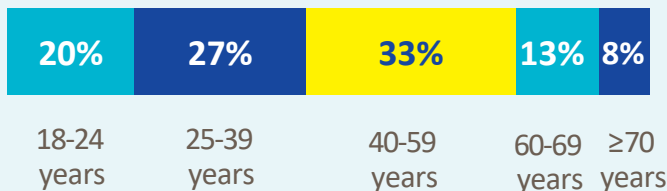


2,253 male
57%



1,672 female
43%


Age groups



Most common primary disability

68%


Intellectual
disability



58% **42%**
male female

10%


Neurological



53% **47%**
male female

6%

Physical



50% **50%**
male female

Primary carer



1,951

people reported having
a primary carer



94%

live with their
primary carer

Of the primary carers:



81%

parent(s)



7%

wife/husband
/partner



9%

siblings



33%

aged
≥60 years

Current services received

Adults and children*



Adults only



New services required

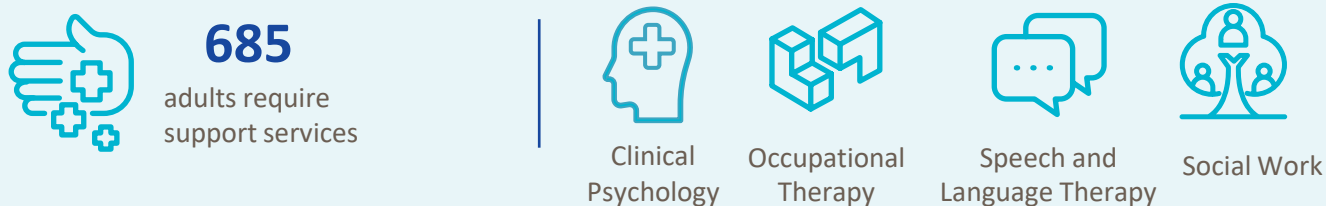
Adults and children*



* Information provided by the HSE National Day Service Database.

Adults only

Main support services required:



* Children included are those who received residential, respite, home support and/or specialised support services from dedicated organisations. Information on the multidisciplinary supports received from Children's Disability Network Teams was not included.