



6,031

Adult records reviewed on NASS

Demographics

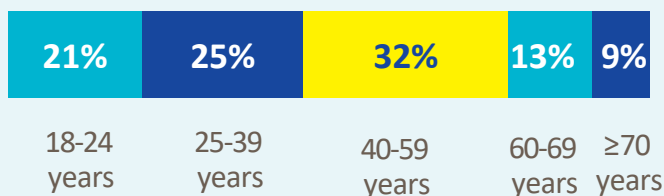


3,468 male
58%



2,563 female
42%


Age groups



Most common primary disability

50%


Intellectual
disability



58% male **42% female**

17%


Autism



72% male **28% female**

12%

Neurological



51% male **49% female**

Primary carer



2,166

people reported having
a primary carer



92%

live with their
primary carer

Of the primary carers:



73%

parent(s)



11%

wife/husband
/partner



11%

siblings



47%

aged
≥60 years

Current services received

Adults and children*



Adults only



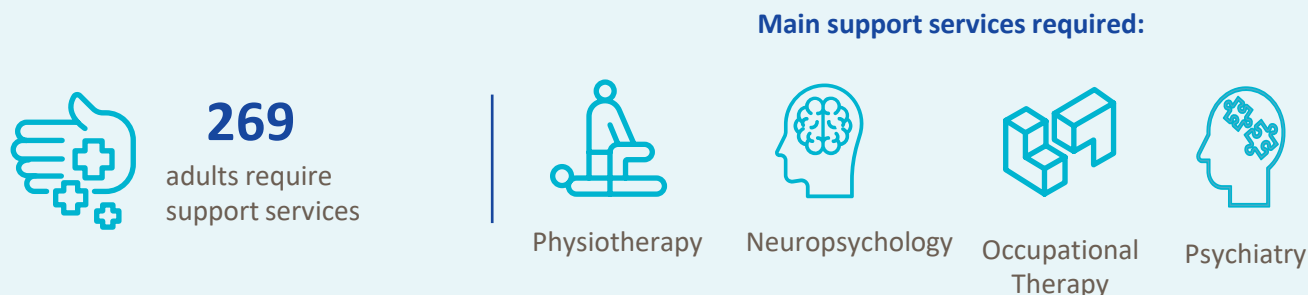
New services required

Adults and children*



* Information provided by the HSE National Day Service Database.

Adults only



* Children included are those who received residential, respite, home support and/or specialised support services from dedicated organisations. Information on the multidisciplinary supports received from Children's Disability Network Teams was not included.