



3485

Adult records reviewed on NASS

Demographics



1,851 male

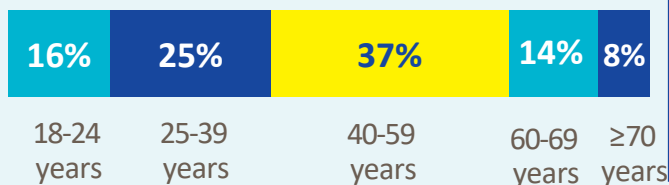
53%



1,634 female

47%


Age groups



Most common primary disability

62%

Intellectual
disability




57% male

43% female

17%

Neurological




36% male

64% female

8%

Autism



75% male

25% female

Primary carer



1,641

people reported having
a primary carer



95%

live with their
primary carer

Of the primary carers:



77%

parent(s)



10%

wife/husband
/partner



8%

siblings



37%

aged
≥60 years

Current services received

Adults and children*



853

lived in a
residential setting



315

received home
support



385

accessed a
personal assistant



113

accessed
day respite



482

availed of
overnight respite
23,734 nights

Adults only



2,222

adults accessed
day services



2,038

adults received
support services

New services required

Adults and children*



224

residential
places required



43

home support
places required



35

personal assistant
services required



178

people require
overnight respite



258

people require a
day service in 2025*

* Information provided by the HSE National Day Service Database.

Adults only



456

adults require
support services

Main support services required:



Speech and
Language Therapy



Physiotherapy



Social Work



Occupational
Therapy

* Children included are those who received residential, respite, home support and/or specialised support services from dedicated organisations. Information on the multidisciplinary supports received from Children's Disability Network Teams was not included.

Research. Evidence. Action.