

HRB Bulletin
National Psychiatric
Inpatient Reporting System

CHO 7 Bulletin
2023

Introduction

This bulletin is a synopsis of data for CHO 7 from the National Psychiatric Reporting System (NPIRS) for 2023 and that reported in the *National Psychiatric Inpatient Reporting System (NPIRS) Annual Report on the Activities of Irish Psychiatric Units and Hospitals 2023* (Daly et al. 2024). The address from which a person was admitted was used to assign him/her to a CHO area and, thus, CHO area refers to the CHO area of residence of admissions. CHO 7 covers the areas of Dublin South City, Dublin South-West and West, West Wicklow and all of county Kildare.

The rates reported below were calculated using the Census of Population 2022 (Central Statistics Office 2023) and all rates are per 100,000 total population. It was not possible to calculate rates for socio-economic groups for each of the CHO areas and, thus, proportions are presented for socio-economic group.

All and first admissions

There were 2,105 admissions for CHO 7 in 2023, a rate of 290.3 per 100,000, the third lowest rate amongst all areas (Table 1). Admissions for CHO 7 accounted for 13% of all admissions to psychiatric units and hospitals in 2023. There were 817 first admissions, a rate of 112.7 per 100,000, and there were 1,288 re-admissions, representing a rate of 177.6 per 100,000.

Sex and age

There was a slightly higher proportion of female (51%) than male (49%) all admissions and an equal rate of all admissions at 290.6 per 100,000 for males and females (Table1). However, males accounted for 52% of first admissions and had a higher rate of first admissions than females, at 119.1 per 100,000 compared with 106.4 for females.

The 20-24 year age group had the highest rate of all admissions in CHO 7, at 480.4 per 100,000, followed by the 65-74 year age group, at 459.7, and the 45-54 year age group, at 383.4 per 100,000. The 55-64 year age group had the lowest rate of all admissions, at 332.3 per 100,000.

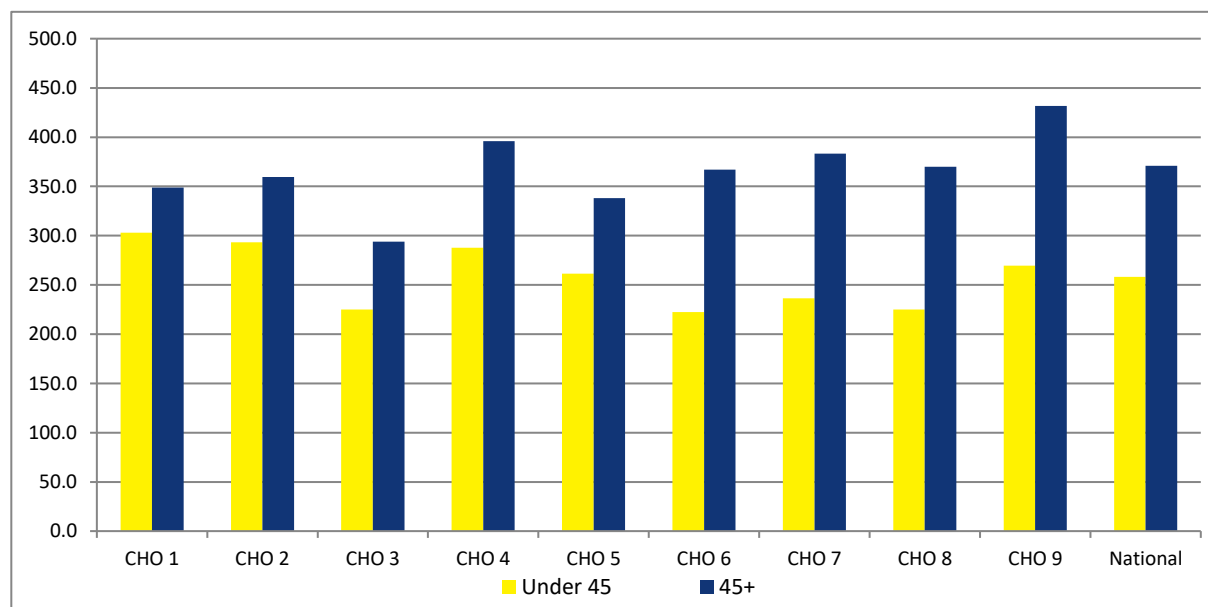
The 18-19 year age group had the highest rate of first admissions in CHO 7, at 230.9 per 100,000, followed by 20-24 year age group at 220.7 and 25-34 year age group at 159.0 per 100,000. The 75 year and over age group had the lowest rate of first admissions, at 106.5 per 100,000.

Age groups were condensed into two groups: under 45 years and 45 years and over. The 45 year and over age group had the highest rate of admissions in all CHO areas, with rates ranging from 431.8 per 100,000 in CHO 9 to 293.9 in CHO 3 (Figure 1). In CHO 7 the rate of admission for the 45 year and over age group was 383.3 per 100,000 and for the under 45 year age group, at 236.2.

Table 1: CHOs. All and first admissions. Sex. Ireland 2023. Rates per 100,000 total population

	All			First		
	Male	Female	Total	Male	Female	Total
CHO 1	320.8	324.7	322.8	114.9	104.0	109.4
CHO 2	331.4	312.1	321.6	118.9	103.1	110.9
CHO 3	265.3	243.2	254.2	88.8	84.6	86.7
CHO 4	343.8	322.7	333.1	146.9	121.8	134.2
CHO 5	321.4	267.7	294.3	127.7	97.8	112.6
CHO 6	263.4	294.8	279.6	94.6	88.9	91.7
CHO 7	290.3	290.3	290.3	119.1	106.4	112.7
CHO 8	270.7	293.0	281.9	103.3	88.1	95.6
CHO 9	315.9	339.8	328.0	137.3	137.6	137.5
Total	305.4	301.8	303.6	120.6	106.3	113.4

Figure 1: All admissions by age category by CHO area. Ireland 2023. Rates per 100,000 total population



Marital status

Single persons accounted for 57% of both all and first admissions for CHO 7; married persons accounted for 28% of all and 27% of first admissions; widowed persons accounted for 3% of all and 2% of first admissions; and divorced persons accounted for 2% of both all and first admissions.

Socio-economic group

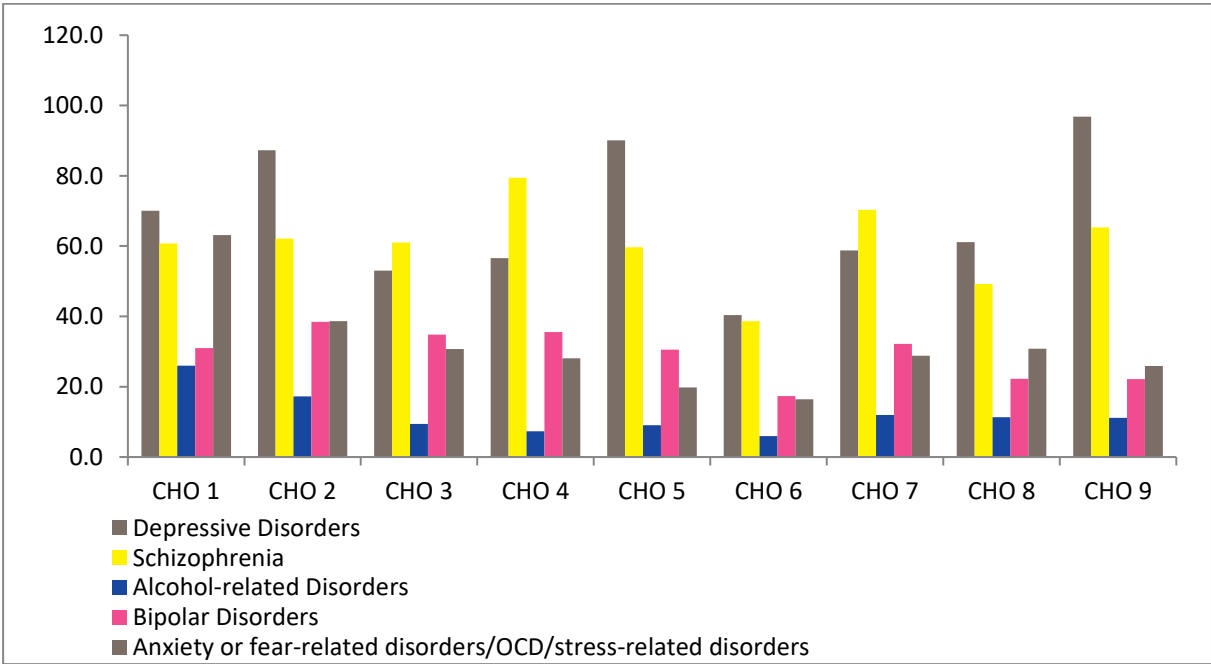
Ten per cent of all admissions had non-manual occupations, 8% were lower professionals and 4% were higher professionals. However, it is worth noting that 65% of returns for CHO 7 did not specify an occupation, making assignment to a socio-economic group impossible.

Diagnosis

Schizophrenia accounted for 24% of all and 20% of first admissions for CHO 7; depressive disorders accounted for 20% of all and 21% of first admissions; and bipolar disorders accounted for 11% of both all and first admissions.

All admission rates in CHO 7 were highest for schizophrenia, at 70.3 per 100,000 (Figure 2), followed by depressive disorders, at 58.8, and bipolar disorders, at 32.1 per 100,000. Depressive disorders had the highest rate of first admissions in CHO 7, at 24.0, followed by schizophrenia at 22.8 and bipolar disorders, at 12.7 per 100,000.

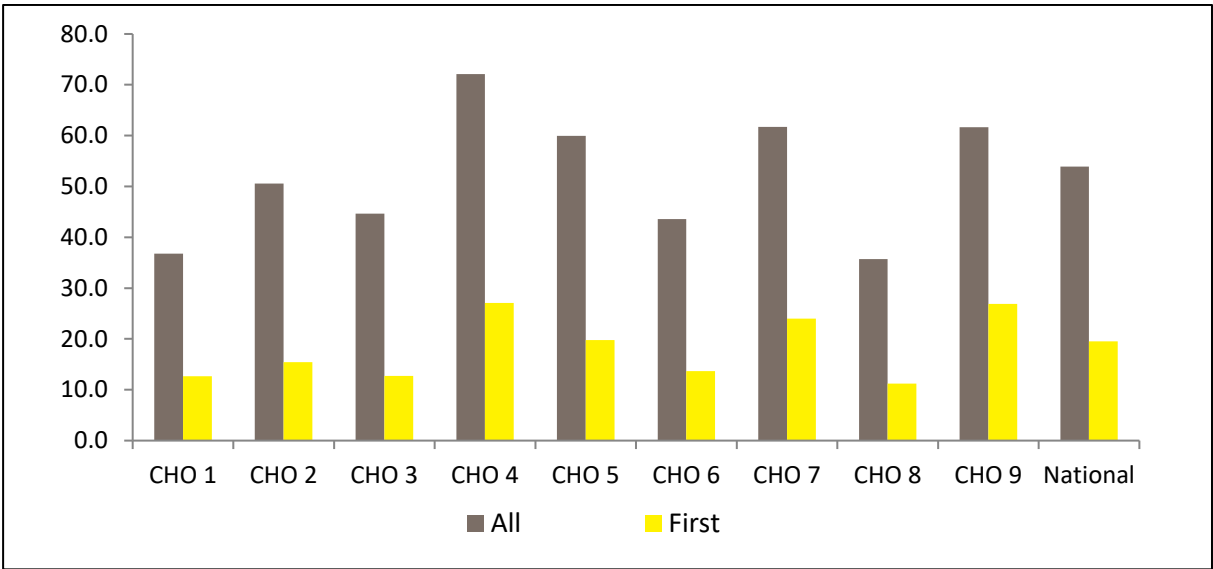
Figure 2: Admissions for selected diagnostic groups by CHO area. Ireland 2023. Rates per 100,000 total population



Legal status

Involuntary admissions accounted for almost 20% of both all and first admissions for CHO 7. The rate of all involuntary admissions in CHO 7 was 61.7, the second highest amongst all CHO areas, while that for first admissions was 24.0 per 100,000, the third highest amongst all CHO areas (Figure 3).

Figure 3: All and first involuntary admissions by CHO area. Ireland 2023. Rates per 100,000 total population



Hospital type

Sixty-two per cent of all admissions for CHO 7 were to general hospital psychiatric units, 36% were to independent/private and private charitable centres and 2% were to psychiatric hospitals/continuing care units.

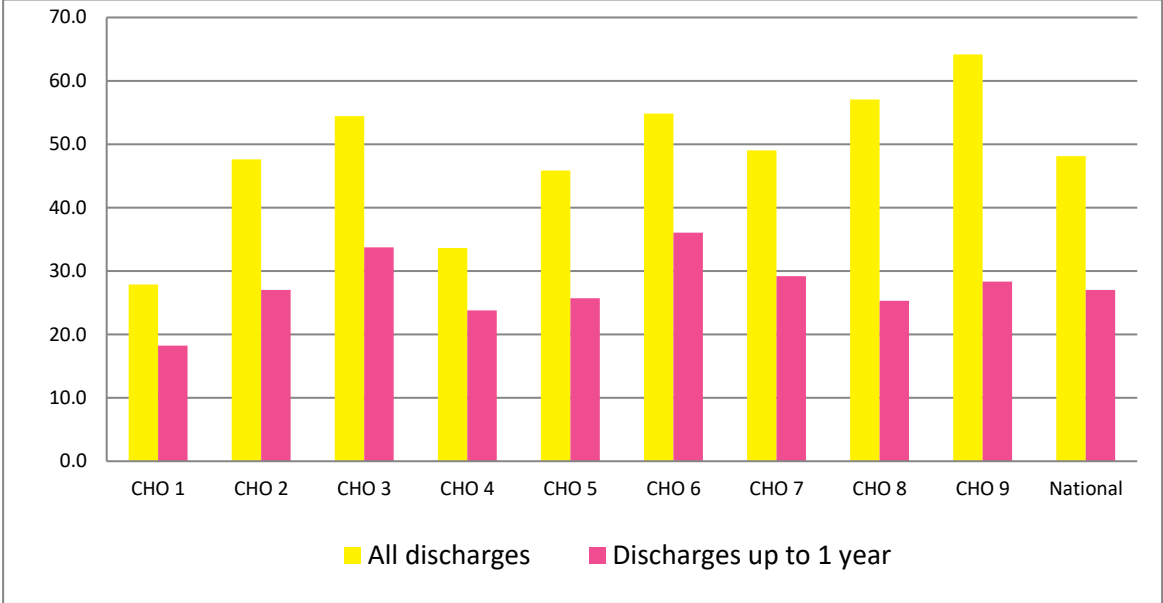
Discharges

There were 2,065 discharges (2,060 discharges and 5 deaths) for CHO 7 in 2023. Twenty-six per cent of discharges occurred within one week of admission, 15% occurred within one to two weeks and 20% occurred within two to four weeks of admission. Ninety-four per cent of discharges occurred within three months of admission. This is similar to the pattern observed nationally.

Discharges for CHO 7 accounted for 13% of all discharges and 14% of all inpatient days nationally. The average length of stay for all discharges for CHO 7 was 50.0 days (median 18 days) (Figure 4). This compares with the national average of 47.9 days (median 15 days).

When discharges with a length of stay of one year or more were excluded, discharges for CHO 7 again accounted for 13% of discharges and 14% of inpatient days nationally. The average length of stay for discharges, excluding those with a length of stay of one year or more, was 29.6 days (median 18 days).

Figure 4: Average length of stay (days) for all discharges and discharges up to 1 year by CHO area. Ireland 2023



References

Central Statistics Office (2023) Census of Population 2022, www.cso.ie.

Daly A Lovett H Lynn E (2024) HRB StatLink Series 21 National Psychiatric Inpatient Reporting System (NPIRS) Annual Report on the *Activities of Irish Psychiatric Units and Hospitals 2023*. Dublin: Health Research Board.