

2023 | Alcohol treatment demand in Ireland

HRB StatLink Series 19

Alcohol treatment demand

Total number of cases treated

8,163



44%
new cases



52%
previously treated cases

Characteristics

-43+

43 yrs
median age




8%
homeless



36%
employed

Gender



64%
males

36%
females

Alcohol dependent

All cases

61%



57%
new cases



65%
previously treated cases



2017 72%

Less cases alcohol dependent

2023 61%

Parental status



57%
of treated cases were
parents who
had children

Of cases with children aged 17 or younger




51%
of cases lived
with children



68%
females
42%
males

Polydrug use _____ Drugs most commonly used with alcohol _____



25%
of cases use
other drugs
with alcohol



1st
alcohol plus
cocaine



2nd
alcohol plus
cannabis



3rd
alcohol plus
cocaine and
cannabis

Polydrug problem drug by age _____



19 years
or younger
cannabis



20-34 years
cocaine




35 years or older
cannabis


Gender _____ Female _____



-44+
44 yrs
median age




59%
alcohol
dependent



15
standard drinks
in a day



20%
polydrug
use




4%
homeless


Male _____




-42+
42 yrs
median age




62%
alcohol
dependent



18
standard drinks
in a day



28%
polydrug
use



10%
homeless

The HSE low risk drinking guidelines for females is up to 11 standard drinks in a week and up to 17 standard drinks in a week for males with drinks spaced out over the week, with two to three alcohol free days per week.

<https://www2.hse.ie/living-well/alcohol/health/improve-your-health/weekly-low-risk-alcohol-guidelines/>

Need Advice

If you have any concerns regarding alcohol or other drugs please visit www.drugs.ie or call 1800 459 459