

## National Psychiatric In-Patient Reporting System (NPIRS) HSE West Bulletin 2012

August 2013

*The Health Research Board (HRB) provides statistical reports and related database research on mental health service activity. Later this year, the Executive Summary report on in-patient activity from the National Psychiatric In-Patient Reporting System (NPIRS) for 2012 will be published. In the interim, we provide summary information for each HSE area and in relation to the national picture. This bulletin presents data for HSE West. The Mental Health Information Systems (MHIS) Unit would like to thank services for providing quarterly returns – your cooperation has resulted in timelier reporting. We look forward to your continued support in the future.*

### Introduction

This bulletin is a synopsis of data for HSE West from the NPIRS for 2012 and that reported in *Activities of Irish Psychiatric Units and Hospitals 2012* (Daly and Walsh 2013). The address from which a person was admitted was used to assign him/her to a HSE area and, thus, HSE area refers to the HSE area of residence of admissions.

The rates reported below were calculated using the Census of Population 2011 (Central Statistics Office 2012) and all rates are per 100,000 total population. It was not possible to calculate rates for socio-economic groups for each of the HSE areas and, thus, proportions are presented for socio-economic group.

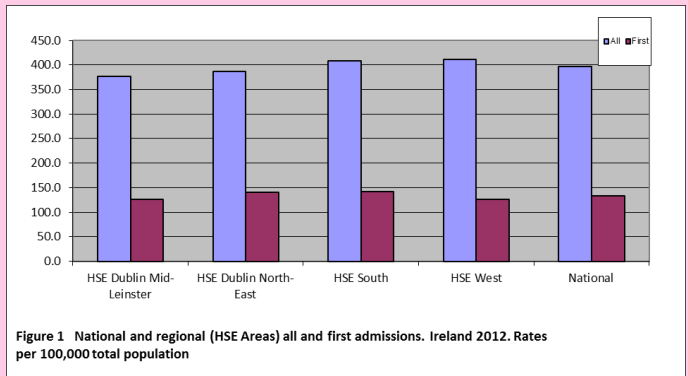
### All and first admissions 2012 – HSE West

There were 4,460 admissions for HSE West in 2012, a rate of 411.3 per 100,000 (Figure 1). This was the highest rate for all admissions amongst all HSE areas. Admissions for HSE West accounted for almost 25% of all admissions.

There were 1,363 first admissions, a rate of 125.7 per 100,000, the second-lowest rate for first admissions amongst all HSE Areas. Re-admissions (3,097) accounted for 69% of all admissions, representing a rate of 285.6 per 100,000 – the highest rate amongst all HSE areas.

### Gender and age

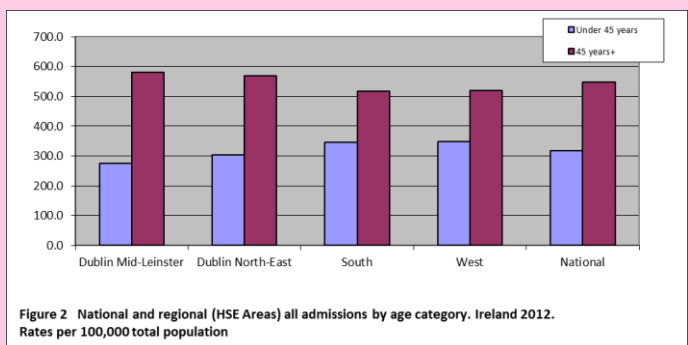
Males accounted for 54% of all admissions, a rate of 443.3 – the highest rate for males amongst all HSE areas. The rate of first admissions for males in HSE West was 139.2, the second-lowest rate for males amongst all HSE areas.



The 20–24 year age group had the highest rate of all admissions in HSE West, at 618.3 per 100,000. The 45–54 year age group had the second-highest rate, at 595.0, followed by the 25–34 year age group, at 578.9 per 100,000. The 18–19 year age group had the lowest rate of admissions, at 377.9.

The 20–24 year age group had the highest rate of first admissions in HSE West, at 253.9, followed by the 18–19 year age group, at 219.6, and the 25–34 year age group, at 184.2. The 55–64 year age group had the lowest rate of first admissions, at 122.0.

Age groups were condensed into two groups: under 45 years and 45 years and over. The 45 year and over age group had the highest rate of admissions in all HSE areas, with rates ranging from 581.6 per 100,000 in Dublin Mid-Leinster to 516.3 in HSE South (Figure 2). The rate for the 45 year and over age group in HSE West, at 519.5 per 100,000, was one-and-a-half times that of the under 45 year group, at 348.2.



### Marital status

Single persons accounted for 58% of all and 51% of first admissions in HSE West; married persons accounted for 24% of all and 31% of first admissions; widowed persons accounted for 4% of all and 4% of first admissions; and divorced persons

accounted for 3% of all and 2% of first admissions.

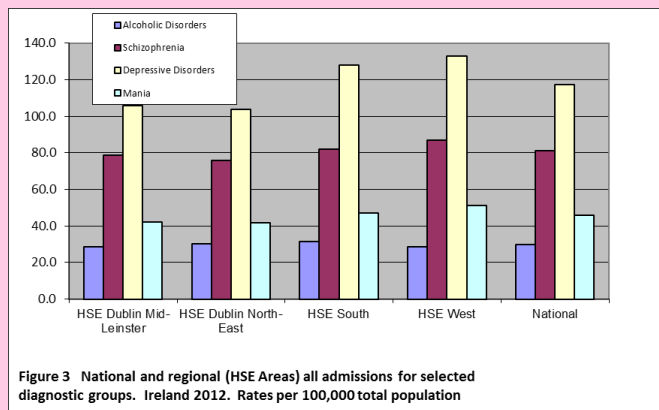
### Socio-economic group

Sixteen per cent of all admissions had non-manual occupations, 10% were unskilled, almost 7% were semi-skilled, 6% were manual skilled and 6% were lower professionals. However, it is worth noting that almost 46% of returns for HSE West did not specify an occupation, making assignment to a socio-economic group impossible.

### Diagnosis

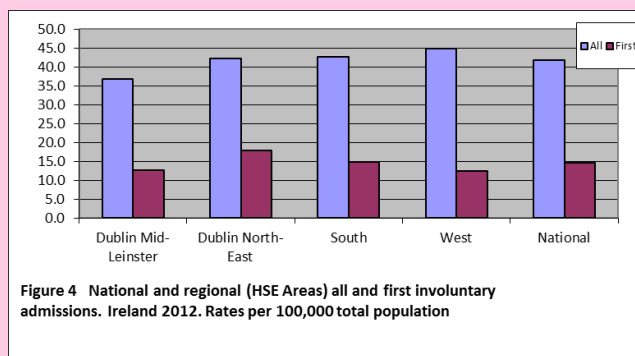
Depressive disorders accounted for 32% of all admissions and almost 39% of first admissions for HSE West; schizophrenia accounted for 21% of all and 11% of first admissions; mania accounted for 12% of all and 8% of first admissions; neuroses accounted for 8% of all and 13% of first admissions, and alcoholic disorders accounted for 7% of all and almost 8% of first admissions.

All and first admission rates in HSE West were highest for depressive disorders, at 132.9 (Figure 3) and 48.4 per 100,000, respectively. The rates for all admissions were the highest amongst all HSE areas for depressive disorders. Schizophrenia had the second-highest rate of all admissions in HSE West, at 86.9, followed by mania, at 51.2. Neuroses had the second-highest rate of first admissions in HSE West, at 16.0, followed by schizophrenia, at 13.6, and mania, at 9.5.



### Legal status

Involuntary admissions accounted for 11% of all and 10% of first admissions. The rate of all involuntary admissions was 44.9, the highest amongst all HSE areas. The rate for first admissions was 12.5 (Figure 4).



### Discharges (including deaths)

There were 4,470 discharges (including deaths) for HSE West in 2012.

Thirty-one per cent of discharges occurred within one week of admission, 20% occurred within one to two weeks and almost 22% occurred within two to four weeks of admission. Ninety-five per cent of discharges occurred within three months of admission. This is similar to the pattern observed nationally.

Discharges for HSE West accounted for 25% of all discharges nationally and 22% of in-patient days. The average length of stay was 81.1 days (median 13.0 days), the second-shortest average length of stay amongst all HSE areas (excluding non-residents).

When discharges with a length of stay of one year or more were excluded, discharges for HSE West accounted for 25% of discharges and 22% of in-patient days. The average length of stay for discharges, excluding those with a length of stay of one year or more, was 23.1 days (median 13 days), the shortest average length of stay for all HSE areas (excluding non-residents).

### References

- Central Statistics Office (2012) Census of Population 2011, [www.cso.ie](http://www.cso.ie).
- Daly A and Walsh D (in press) *Activities of Irish Psychiatric Units and Hospitals 2012*. HRB Statistics Series. Dublin: Health Research Board.

Contact details for queries regarding this bulletin or the NPIRS:

#### Antoinette Daly

Mental Health Information Systems

Health Research Board

An Bord Taighde Sláinte

Third Floor, Knockmaun House

42-47 Lower Mount Street

Dublin 2

t +353 1 234 5142

e [adaly@hrb.ie](mailto:adaly@hrb.ie)

w [www.hrb.ie](http://www.hrb.ie)