

National Psychiatric In-Patient Reporting System (NPIRS) HSE West Bulletin 2011

October 2012

The Health Research Board (HRB) provides statistical reports and related database research on mental health service activity. Later this year, the Executive Summary report on in-patient activity from the National Psychiatric In-Patient Reporting System (NPIRS) for 2011 will be published along with the full report on CD-ROM. In the interim, we provide summary information for each HSE area and in relation to the national picture. This bulletin presents data for HSE West. The Mental Health Information Systems (MHIS) Unit would like to thank services for providing quarterly returns – your cooperation has resulted in timelier reporting. We look forward to your continued support in the future.

Rosalyn Moran
Head of MHIS

Introduction

This bulletin is a synopsis of data for HSE West from the NPIRS for 2011 and that reported in the report *Activities of Irish Psychiatric Units and Hospitals 2011* (Daly and Walsh 2012). The address from which a person was admitted was used to assign them to a HSE area and, thus, HSE area refers to the HSE area of residence of admissions.

The rates reported below were calculated using the Census of Population 2011 (Central Statistics Office) and all rates are per 100,000 total population. However, as the Small Area Population Statistics (SAPS) were not available at the time of production of this bulletin, it was not possible to calculate rates for age, marital status or socio-economic groups for each of the HSE areas. Thus, for age, the 2006 census of population figures have been used. Proportions are presented for marital status and socio-economic group.

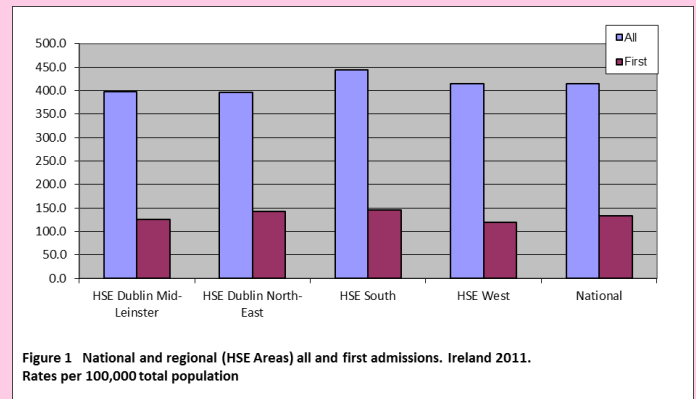
All and first admissions 2011 – HSE West

There were 4,496 admissions for HSE West in 2011, a rate of 414.6 per 100,000 (Figure 1). This was the second-highest rate of all admissions amongst all HSE areas. Admissions for HSE West accounted for 24% of all admissions.

There were 1,291 first admissions, a rate of 119.1 per 100,000, the lowest rate for first admissions amongst all HSE Areas. Re-admissions (3,205) accounted for 71% of all admissions, representing a rate of 295.6 per 100,000.

Gender and age

Males accounted for 53% of all admissions, a rate of 440.4 – the second-highest amongst all HSE areas for all admissions. The rate of first admissions for males in HSE West was 131.2, the lowest admissions for males amongst all HSE areas.



The 45–54 year age group and the 55–64 year age groups both had the highest rates of all admissions in HSE West, at 637.9 per 100,000 each. These were followed by the 35–44 year age group, at 633.4, and the 65–74 year age group, at 599.4. The 18–19 year age group had the lowest rate of admissions, at 421.4.

The 18–19 year age group had the highest rate of first admissions in HSE West, at 237.9, followed by the 20–24 year age group, at 189.3, and the 75 year and over age group, at 181.7. The 65–74 year age group had the lowest rate of first admissions, at 142.5.

Age groups were condensed into two groups: under 45 years and 45 years and over. The 45 year and over age group had the highest rate of admissions in all HSE areas, with rates ranging from 702.4 per 100,000 in Dublin Mid-Leinster to 604.0 in HSE South (Figure 2). The rate for the 45 year and over age group in HSE West, at 604.0 per 100,000, was one-and-a-half times that of the under 45 year group, at 356.1.



Marital status

Single persons accounted for 58% of all and 50% of first admissions in HSE West; married persons accounted for 25% of all and 32% of first admissions; widowed persons accounted for 5% of all and 5% of first admissions; and divorced persons accounted for 2% of all and 3% of first admissions.

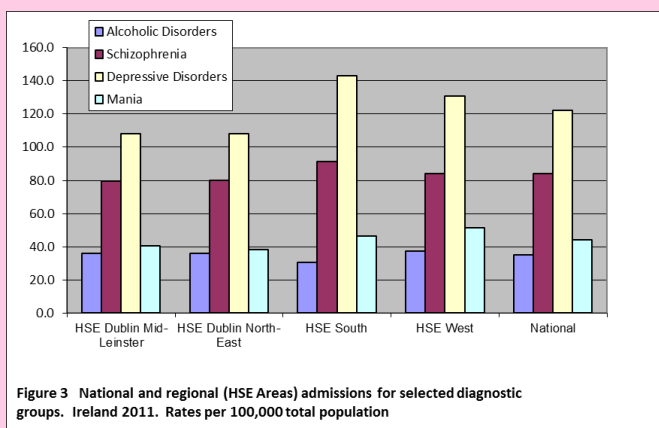
Socio-economic group

Thirteen per cent of all admissions had non-manual occupations, 10% were unskilled, 8% were manual skilled and 6% were lower professionals. However, it is worth noting that almost 49% of returns for HSE West did not specify an occupation, making assignment to a socio-economic group impossible.

Diagnosis

Depressive disorders accounted for 32% of all admissions and 36% of first admissions for HSE West; schizophrenia accounted for 20% of all and 10% of first admissions; while alcoholic disorders accounted for 9% of all and 10% of first admissions.

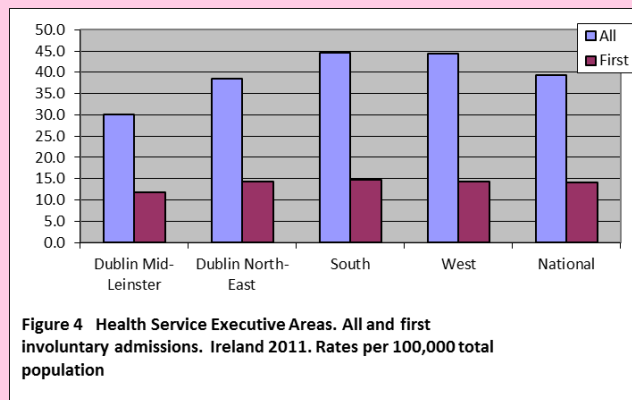
All and first admission rates in HSE West were highest for depressive disorders, at 131.0 (Figure 3) and 43.3 per 100,000, respectively. These rates for both all and first admissions were the second-highest amongst all HSE areas for depressive disorders. Schizophrenia had the second-highest rate of all admissions in HSE West, at 84.3, followed by mania, at 51.6. Neuroses had the second-highest rate of first admissions in HSE West, at 16.1, followed by schizophrenia, at 12.4, and alcoholic disorders, at 11.8.



Legal status

Involuntary admissions accounted for almost 11% of all and 12% of first admissions. The rate of involuntary all

admissions was 44.5, the highest amongst all HSE areas along with HSE South. The rate for first admissions was 14.4 (Figure 4).



Discharges (including deaths)

There were 4,532 discharges for HSE West in 2011.

Twenty-eight per cent of discharges occurred within one week of admission, 21% occurred within one to two weeks and 22% occurred within two to four weeks of admission. Ninety-five per cent of discharges occurred within three months of admission. This is similar to the pattern observed nationally.

Discharges for HSE West accounted for 24% of all discharges nationally and 26% of in-patient days. The average length of stay was 70.8 days (median 14.0 days), the second-longest average length of stay amongst all HSE areas.

When discharges with a length of stay of one year or more were excluded, discharges for HSE West accounted for 24% of discharges and 23% of in-patient days. The average length of stay for discharges, excluding those with a length of stay of one year or more, was 24.7 days (median 14 days), the shortest average length of stay for all HSE areas.

References

Central Statistics Office (2007) *Census 2006. Volume 1 – Population Classified by Area*. Dublin: Stationery Office.

Central Statistics Office, www.cso.ie.

Daly A and Walsh D (2012) *HRB Statistics Series 18 Activities of Irish Psychiatric Units and Hospitals 2011*. Dublin: Health Research Board.

Contact details for queries regarding this bulletin or the NPIRS:

Antoinette Daly

t +353 1 2345 142 or + 353 45 531246

e adaly@hrb.ie