

## National Psychiatric In-Patient Reporting System (NPIRS) HSE Dublin North-East Bulletin 2011

October 2012

*The Health Research Board (HRB) provides statistical reports and related database research on mental health service activity. Later this year, the Executive Summary report on in-patient activity from the National Psychiatric In-Patient Reporting System (NPIRS) for 2011 will be published along with the full report on CD-ROM. In the interim, we provide summary information for each HSE area and in relation to the national picture. This bulletin presents data for HSE Dublin North-East. The Mental Health Information Systems (MHIS) Unit would like to thank services for providing quarterly returns – your cooperation has resulted in timelier reporting. We look forward to your continued support in the future.*

**Rosalyn Moran**  
Head of MHIS

### Introduction

This bulletin is a synopsis of data for HSE Dublin North-East from the NPIRS for 2011 and that reported in the report *Activities of Irish Psychiatric Units and Hospitals 2011* (Daly and Walsh 2012). The address from which a person was admitted was used to assign them to a HSE area and, thus, HSE area refers to the HSE area of residence of admissions.

The rates reported below were calculated using the Census of Population 2011 (Central Statistics Office) and all rates are per 100,000 total population. However, as the Small Area Population Statistics (SAPS) were not available at the time of production of this bulletin, it was not possible to calculate rates for age, marital status or socio-economic groups for each of the HSE areas. Thus, for age, the 2006 census of population figures have been used. Proportions are presented for marital status and socio-economic group.

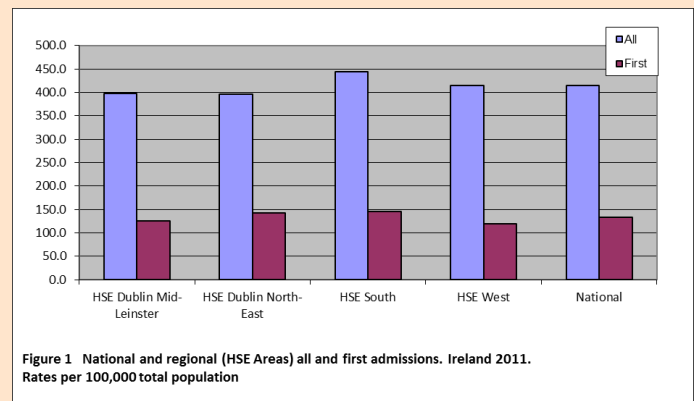
### All and first admissions 2011 – HSE Dublin North-East

There were 4,035 admissions for HSE Dublin North-East in 2011, a rate of 396.2 per 100,000 (Figure 1). This was the lowest rate of all admissions amongst all HSE areas. Admissions for Dublin North-East accounted for 21% of all admissions.

There were 1,454 first admissions, a rate of 142.8 per 100,000, the second-highest rate amongst all HSE areas. Re-admissions (2,581) accounted for 64% of all admissions, representing a rate of 253.4 per 100,000, the lowest rate for re-admissions amongst all HSE areas.

### Gender and age

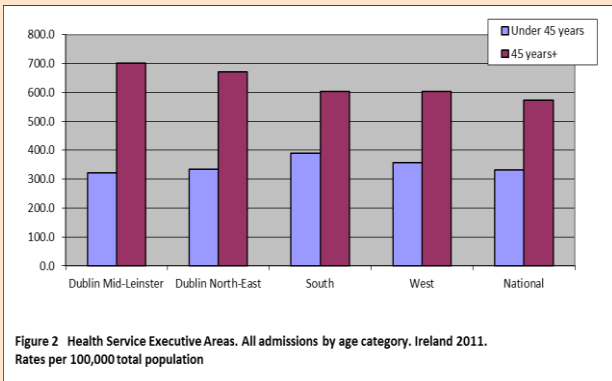
Females accounted for 51% of all admissions, a rate of 401.0. This was the second-highest rate for females amongst all HSE areas, with HSE South having the highest, at 431.1. Males had a higher rate of first admissions than females, at 154.7 for males and 131.2 for females.



The 45–54 year age group had the highest rate of all admissions in Dublin North-East, at 765.4 per 100,000, in keeping with the high national rate for this age group. The 65–74 year age group had the second-highest rate, at 685.9, followed by the 35–44 year age group, at 654.1. The 18–19 year age group had the lowest rate of admission, at 313.2, the lowest rate for this age group amongst all HSE areas.

The 45–54 year age group had the highest rate of first admissions in Dublin North-East, at 248.5, followed by the 18–19 year age group, at 226.0, and the 35–44 year age group, at 221.9. The 55–64 year age group had the lowest rate of first admissions, at 158.1.

Age groups were condensed into two groups: under 45 years and 45 years and over. The 45 year and over age group had the highest rate of admissions in all HSE areas, with rates ranging from 702.4 per 100,000 in Dublin Mid-Leinster to 604.0 in HSE South (Figure 2). The rate of admissions for the 45 year and over age group (671.1) in Dublin North-East was just over twice that of the under 45 year age group (334.3).



**Marital status**

Single persons accounted for almost half (49%) of all admissions and 45% of first admissions in Dublin North-East; married persons accounted for 25% of all and 25% of first admissions; widowed persons accounted for 4% of all and 4% of first admissions; divorced persons accounted for 5% of all and 4% of first admissions.

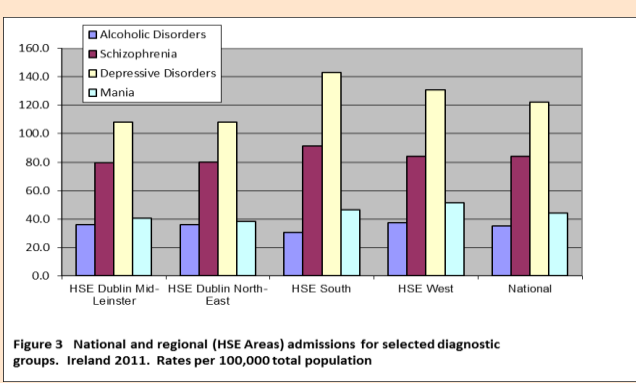
**Socio-economic group**

Twelve per cent of all admissions had non-manual occupations, 7% were lower professionals, 6% were manual skilled, 4.5% were unskilled and 4% were semi-skilled. However, it is worth noting that 59% of returns for Dublin North-East did not specify an occupation, making assignment to a socio-economic group impossible.

**Diagnosis**

Depressive disorders accounted for 27% of all and 28% of first admissions for Dublin North-East; schizophrenia accounted for 20% of all and 15% of first admissions; and alcoholic disorders accounted for 9% of all and 11% of first admissions.

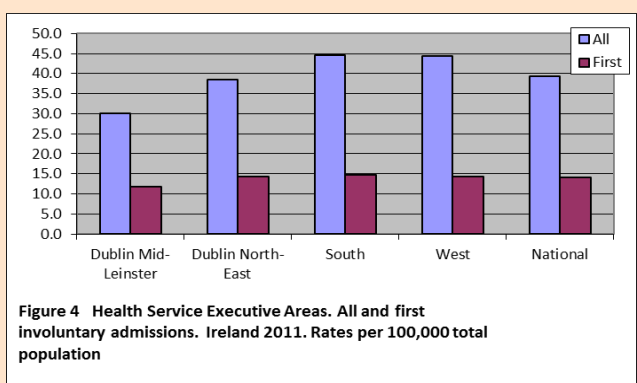
All and first admission rates in Dublin North-East were highest for depressive disorders, at 108.2 (Figure 3) and 40.5 per 100,000, respectively. Schizophrenia had the second-highest rate of all admissions in Dublin North-East, at 80.0, followed by mania, at 38.3, and alcoholic disorders, at 35.9. Schizophrenia had the second-highest rate of first admissions in Dublin North-East, at 20.9, followed by neuroses and alcoholic disorders, both of which had rates of 16.2 each.



**Legal status**

Involuntary admissions accounted for 10% of all and

10% of first admissions. The rate of involuntary all admissions was 38.6, the second-lowest amongst all HSE areas, while that for first admissions was 14.2 per 100,000, also the second-lowest amongst all HSE areas (Figure 4).



**Discharges (including deaths)**

There were 4,038 discharges for HSE Dublin North-East in 2011.

Thirty-two per cent of discharges occurred within one week of admission, 17% occurred within one to two weeks and 18% occurred within two to four weeks of admission. Ninety-four per cent of discharges occurred within three months of admission. This is similar to the pattern observed nationally.

Discharges for Dublin North-East accounted for 21% of all discharges nationally and 19% of in-patient days. The average length of stay for all discharges in Dublin North-East in 2011 was 57.6 days (median 14.0 days), the second-lowest amongst all HSE areas.

When discharges with a length of stay of one year or more were excluded, discharges for Dublin North-East accounted for 21% of discharges and 21% of in-patient days. The average length of stay for discharges, excluding those with a length of stay of one year or more, was 25.5 days (median 13 days), the second-shortest average length of stay for all HSE areas.

**References**

Central Statistics Office (2007) *Census 2006. Volume 1 – Population Classified by Area*. Dublin: Stationery Office.

Central Statistics Office, www.cso.ie.

Daly A and Walsh D (2012) *HRB Statistics Series 18 Activities of Irish Psychiatric Units and Hospitals 2011*. Dublin: Health Research Board.

Contact details for queries regarding this bulletin or the NPIRS:

**Antoinette Daly**  
 t +353 1 2345 142 or + 353 45 531246  
 e [adaly@hrb.ie](mailto:adaly@hrb.ie)