

36,649

service user records included

64% increase from 2019



21,694 (59%)

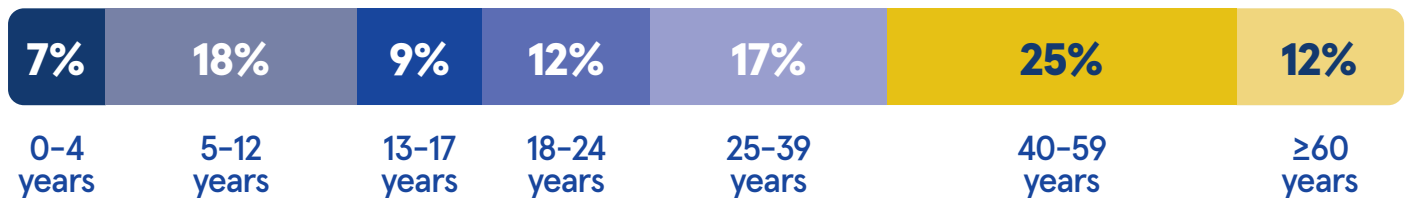
Male




14,955 (41%)

Female

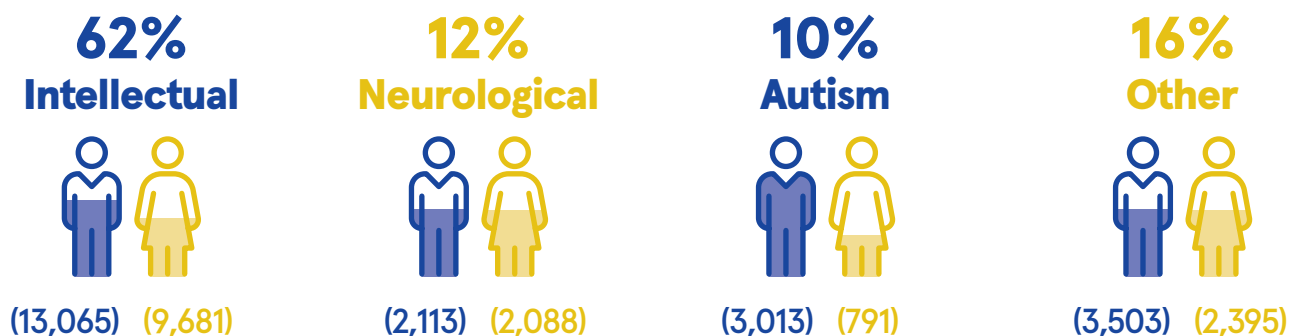
Age breakdown



Living arrangements



Primary disability



Primary carer

Of those with a primary carer:



16,292
reported having
a primary carer



96%
live with
their primary
carer



84%
of primary
carers were
parents



61%
of primary
carers were aged
18-59 years

Services



21%
accessed
residential
services



63%
accessed
day
services



5%
accessed
overnight
respite



17%
accessed
supports for
daily living



66%
accessed
specialist
supports



Residential places

7,601
currently accessed

1,366
enhancement required

1,000
new places required



Day service places

26,644
currently accessed

3,720
enhancement required

1,214
new places required



Overnight respite places

1,771
currently accessed

597
enhancement required

761
new places required



Supports for daily living

7,471
currently accessed

1,095
enhancement required

800
new places required



Specialist supports

61,039
currently accessed

19,724
enhancement required

1,214
new places required

Most commonly accessed



8,531
speech and
language therapy



8,108
occupational
therapy



7,467
social
work