

HRB STATISTICS

2,308

PATIENTS RESIDENT ON 31 MARCH 2019



4%

(100 PATIENTS) DECLINE SINCE 2016



55%
OF PATIENTS
MALE



ONE-THIRD
OF IN-PATIENTS
WERE AGED 65 YEARS
AND OVER



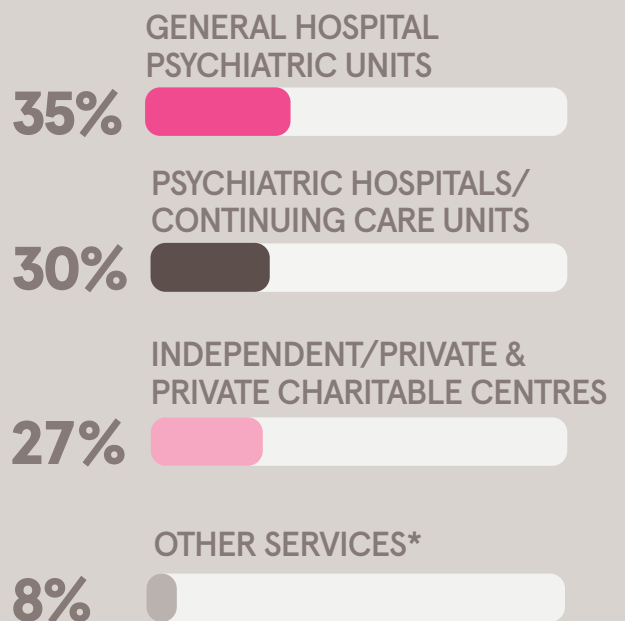
58%
SINGLE



17%
OF IN-PATIENTS
INVOLUNTARY



HOSPITAL TYPE



*CENTRAL MENTAL HOSPITAL, ST JOSEPH'S INTELLECTUAL DISABILITY SERVICE, CARRAIG MÓR)

LENGTH OF STAY ON CENSUS NIGHT

3,246,586

IN-PATIENT DAYS

ACCUMULATED ON CENSUS NIGHT FOR ALL PATIENTS



1,407 DAYS

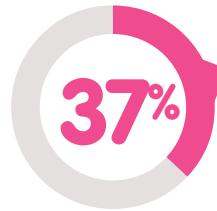
THE AVERAGE LENGTH OF STAY ON CENSUS NIGHT WAS 1,406.67 DAYS (MEDIAN 76 DAYS).



WERE NEW LONG-STAY, i.e. had been in hospital continuously for between one and five years.



WERE OLD LONG-STAY, i.e. had been in hospital for five years or more.



WERE LONG-STAY, i.e. had been in hospital for one year or more on census night.



50% OF ALL LONG-STAY PATIENTS i.e. those who had been in hospital for one year or more were aged 65 and over.

UNDER 18S




83 PATIENTS WERE U18



78 RESIDENT IN CHILD & ADOLESCENT UNITS




5 RESIDENT IN ADULT UNITS




OF U18s WERE FEMALE

ON CENSUS NIGHT


AGED 17 YRS



AGED 16 YRS



AGED 15 YRS



AGED 14 YRS OR YOUNGER



37%

PRIMARY ADMISSION DIAGNOSIS OF DEPRESSIVE DISORDERS

17%

DIAGNOSIS OF EATING DISORDERS

8%

DIAGNOSIS OF SCHIZOPHRENIA

8%

DIAGNOSIS OF NEUROSES

