

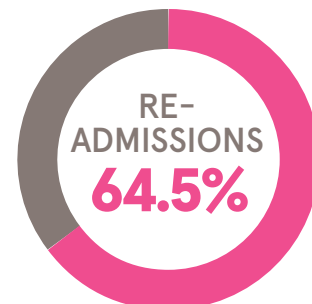
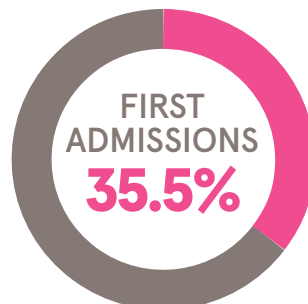
2018

NATIONAL PSYCHIATRIC IN-PATIENT REPORTING SYSTEM 2018

HRB Health
Research
Board

HRB STATISTICS

17,000 ADMISSIONS



257
INCREASE UP
FROM 2017



895,206
IN-PATIENT
BED DAYS



306 ADMISSIONS
WITH NO FIXED ABODE,
INCREASE FROM 243 IN 2017



45 YRS
MEAN AGE
AT ADMISSION 45.0 YEARS
(MEDIAN 43 YEARS)



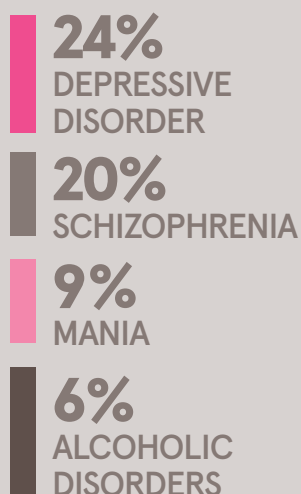
20-24 YRS
HIGHEST RATE
OF ALL AND FIRST
ADMISSIONS



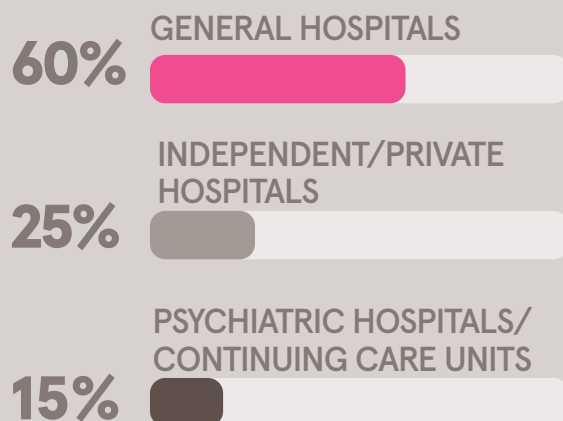
59%
SINGLE



38%
UNEMPLOYED



HOSPITAL TYPE

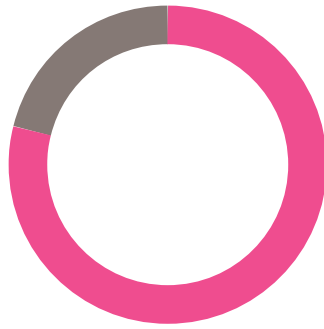


CHILD & ADOLESCENT ADMISSIONS

408

ADMISSIONS

for children and adolescents



324

ADMISSIONS TO CHILD AND ADOLESCENT INPATIENT UNITS

84

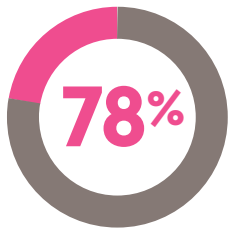
ADMISSIONS TO ADULT UNITS



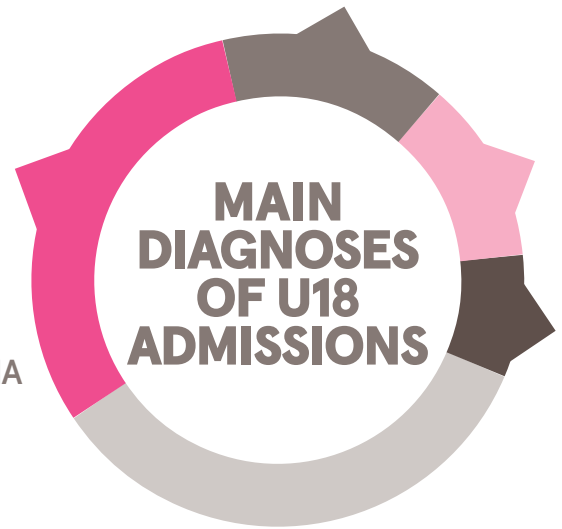
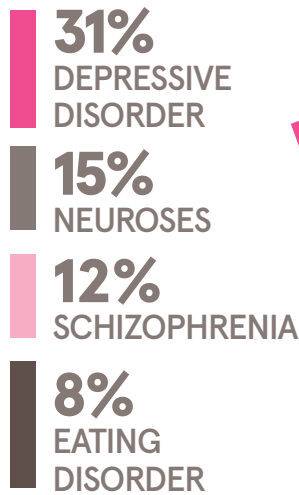
63%
FEMALE



14 YRS
OR YOUNGER



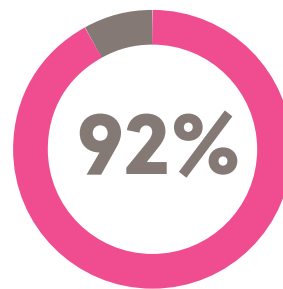
OF U18
ADMISSIONS WERE
FIRST
ADMISSIONS



DISCHARGES

16,800

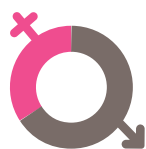
DISCHARGES



OF ALL
ADMISSIONS
IN 2018 WERE
DISCHARGED
IN 2018



137
DEATHS



66%
OF DEATHS
WERE MALE



82%
OF DEATHS
AGED 65+



62.9 DAYS
AVERAGE LENGTH
OF STAY FOR ALL
DISCHARGES
(MEDIAN 15 DAYS)