

# National Psychiatric In-Patient Reporting System (NPIRS) National Bulletin Ireland 2008

December 2009

The Health Research Board (HRB) provides statistical reports and related database research on mental health service activity. Later this year, the complete annual National Psychiatric In-Patient Reporting System (NPIRS) report on inpatient activity [2008] will be published. In the interim, we provide summary information for each HSE area and in relation to the national picture. This Bulletin presents national data for 2008. The MHRU would like to thank services for providing quarterly returns – your cooperation has resulted in timelier reporting. We look forward to your continued support in the future.

Rosalyn Moran  
Head of MHRU

## Introduction

This bulletin is a synopsis of data from the NPIRS for 2008 and that reported in *Activities of Irish Psychiatric Units and Hospitals 2008* (Daly and Walsh 2009). The *Activities* report presents information on all and first admissions nationally, regionally (by HSE area) and locally, by individual service, by county and by hospital type.

The rates reported below were calculated using the Census of Population 2006 (Central Statistics Office, 2007) and all rates are per 100,000 total population.

## All and first admissions 2008 – national statistics

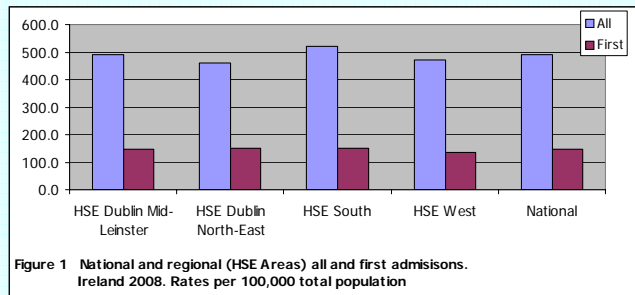
There were 20,752 admissions to Irish psychiatric units and hospitals in 2008, a rate of 489.5 per 100,000 population (Figure 1). The number of first admissions increased from 5,853 in 2007 to 6,194 in 2008, while the rate for first admissions increased from 138.0 per 100,000 total population in 2007 to 146.1 in 2008. Re-admissions accounted for 70% of all admissions, a slight decrease from 2007 (72%).

Although there was an equal proportion of male and female admissions, females had a higher admission rate, at 492.7 per 100,000, than males, at 486.2. Males had a higher rate of first admission (155.3) than females (136.8). The 45–54 year age group had the highest rate of all admissions, at 768.5 per 100,000 total population, while the 20–24 year age group had the highest rate of first admissions, at 212.9 per 100,000.

Single persons accounted for over half of all (54.5%) admissions. Divorced persons had the highest rate of all (695.4) and first (208.3) admissions, while married persons had the lowest, at 363.8 for all admissions and 122.5 per 100,000 for first admissions.

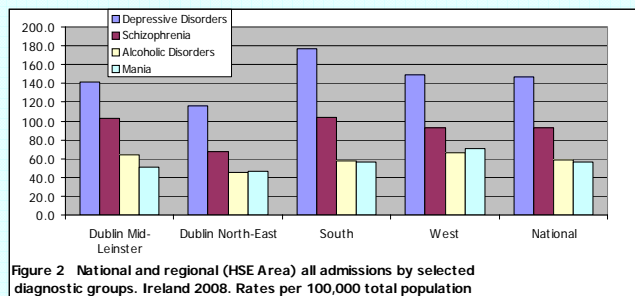
The unskilled occupational group had the highest rate of all (975.6) and first (209.5) admissions. However, as 47% of occupations were returned as unknown or unspecified in 2008, making assignment to a socio-economic group impossible, caution should be exercised when interpreting

data on socio-economic group.



Depressive disorders accounted for 30% of all and 35% of first admissions; schizophrenia accounted for 19% of all and 11% of first admissions; while alcoholic disorders accounted for 12% of all and 13% of first admissions.

Depressive disorders had the highest rate of all admissions, at 147.3 per 100,000, followed by schizophrenia, at 93.1, and alcoholic disorders, at 58.9 (Figure 2). Similarly, depressive disorders had the highest rate of first admissions, at 51.8 per 100,000.



Eight per cent of all and 8% of first admissions were non-voluntary. This is a reduction of one percentage point for all admissions and two points for first admissions since 2007.

## National discharges and deaths

There were 20,603 discharges from, and 161 deaths in, Irish psychiatric units and hospitals in 2008. Males accounted for 53% of deaths, and over half of all deaths (57%) were aged 75 years and over.

Half of all discharges occurred within two weeks of admission; 20% occurred within two to four weeks and 24% occurred within one to three months. Ninety-four per cent of discharges thus occurred within three months of admission and 2% of discharges occurred after one year or more in hospital.

Forty-two per cent of discharges with alcoholic disorders, 28% with depressive disorders and 20% with schizophrenia occurred within one week of admission. Almost all discharges for

alcoholic disorders (99%) and depressive disorders (96%) and 89% of discharges for schizophrenia occurred within three months of admission. The average length of stay for all discharges, excluding those of one year or more, was 25.0 days (median 13.0 days). Discharges with a diagnosis of organic mental disorders had the longest average length of stay, at 46.5 days (median 20.0 days), while discharges with a diagnosis of other drug disorders had the shortest, at 12.7 days (median 6.0 days).

### Health Service Executive (HSE) areas admissions and discharges

The HSE South had the highest rate of all admissions, at 521.4 per 100,000 population, while Dublin North-East had the highest rate of first admissions, at 149.7 per 100,000 (Figure 1).

Females had higher rates of all admissions compared with males in Dublin Mid-Leinster (499.1 for females and 482.1 for males) and Dublin North-East (488.0 for females and 434.6 for males). In contrast, males had higher rates than females in HSE South (537.4 for males and 505.2 for females) and HSE West (475.0 for males and 470.1 for females).

HSE South had higher rates of admissions for all age groups up to 44 years of age, while Dublin Mid-Leinster had higher rates for age groups ranging from 45–74 years. Dublin North-East had the highest rate of admission for the 75-year and over age group. Divorced persons had the highest rate of admissions in Dublin North-East (643.5), HSE South (899.0) and HSE West (802.3), while widowed persons had the highest rate in Dublin Mid-Leinster (531.8).

Depressive disorders had the highest rate of all and first admissions in all HSE areas, with rates ranging from 177.1 per 100,000 in HSE South to 115.7 in Dublin North-East. Rates for first admissions ranged from 57.1 in HSE South to 42.4 in Dublin North-East.

HSE South had the highest rate of all non-voluntary admissions, at 44.1 per 100,000, followed by Dublin Mid-Leinster, at 36.6, and HSE West, at 33.5. Dublin North-East had the lowest rate of all non-voluntary admissions, at 33.1 per 100,000.

Discharges for Dublin Mid-Leinster had the longest average length of stay, at 25.8 days (median 14.0 days), followed by HSE South, at 25.1 days (median 13.0 days), Dublin North-East, at 24.6 days (median 13.0 days), and HSE West, at 24.4 days (median 14.0 days).

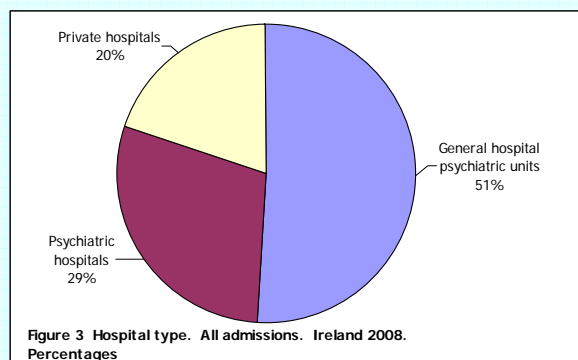
There were 71 admissions of non-residents in 2008 and 179 admissions for persons with no fixed abode.

### Hospital type

Fifty-one per cent of all admissions and 50% of first admissions were to general hospital psychiatric units. Twenty-nine per cent of all admissions were to public psychiatric hospitals and 20% were to private hospitals (Figure 3). Twenty-four per cent of first admissions were to private hospitals and 26% were to psychiatric hospitals.

Non-voluntary admissions accounted for 11% of all admissions to psychiatric hospitals, 9% of admissions to

general hospital psychiatric units and 1% of admissions to private hospitals. Discharges from private hospitals had the longest average length of stay, at 33.2 days (median 27.0 days).



### Individual units and hospitals

All admission rates were highest in Roscommon Mental Health catchment area, at 682.7 per 100,000, followed by Waterford, at 642.7, and Kerry, at 607.1. Cavan/Monaghan had the lowest rate of all admissions, at 162.5 per 100,000 population.

All admission rates for depressive disorders were highest for units and hospitals in Tipperary (North and South area combined), at 272.2 per 100,000 population. Mental Health Catchment Area 2 (Dublin South East) had the highest rate of all admissions for schizophrenia, at 154.6 per 100,000 population. Roscommon Mental Health Catchment Area had the highest rate of all admissions for alcoholic disorders, at 178.3 per 100,000 population.

### Children and adolescents

There were 406 admissions for children and adolescents under 18 years in 2008, an increase on admissions from 2007 (364). Females accounted for over half of all (58%) and first (57%) admissions. Forty-three per cent of all admissions were aged 17 years on admission, 28% were aged 16 years, 14% were aged 15 years, 9% were aged 14 years, 3% were aged 13 years and 5% were aged 6–12 years.

Depressive disorders accounted for 26% of all and 29% of first admissions for under 18s. Eighteen per cent of all admissions had a diagnosis of eating disorders, 15% had a diagnosis of neuroses and 9% had a diagnosis of schizophrenia.

Almost two-thirds (65%) of admissions for under 18s in 2008 were to adult psychiatric hospitals; 38% were to general hospital psychiatric units, 17% were to psychiatric hospitals and 10% were to private hospitals. Thirty-five per cent were to dedicated child and adolescent units.

### References

Central Statistics Office (2007) *Census 2006. Volume 1 – Population Classified by Area*. Dublin: Stationery Office.

Daly A and Walsh D (2009) *Activities of Irish Psychiatric Units and Hospitals 2008*. Dublin: Health Research Board.

Contact details for queries regarding this bulletin or the NPIRS:

**Antoinette Daly**  
 t +353 1 2345 142 or +353 45 531246  
 e [adaly@hrb.ie](mailto:adaly@hrb.ie)