

# National Psychiatric In-Patient Reporting System (NPIRS) HSE West Bulletin 2008

December 2009

The Health Research Board (HRB) provides statistical reports and related database research on mental health service activity. Later this year, the complete annual National Psychiatric In-Patient Reporting System (NPIRS) report on inpatient activity [2008] will be published. In the interim, we provide summary information for each HSE area and in relation to the national picture. This Bulletin presents data for HSE West. The MHRU would like to thank services for providing quarterly returns – your cooperation has resulted in timelier reporting. We look forward to your continued support in the future.

Rosalyn Moran  
Head of MHRU

## Introduction

This bulletin is a synopsis of data for HSE West from the NPIRS for 2008 and that reported in *Activities of Irish Psychiatric Units and Hospitals 2008* (Daly and Walsh 2009). The *Activities* report presents information on all and first admissions nationally, regionally (by HSE area) and locally, by individual service, by county and by hospital type.

The rates reported below were calculated using the Census of Population 2006 (Central Statistics Office, 2007) and all rates are per 100,000 total population. Rates were not available for socio-economic groups for each of the HSE areas.

## All and first admissions 2008 – HSE West

There were 4,790 admissions for HSE West in 2008, a rate of 472.6 per 100,000 (Figure 1). This was the second-lowest rate of all admissions amongst all HSE areas. There were 1,372 first admissions, a rate of 135.4 per 100,000, the lowest rate among all HSE areas. Re-admissions (3,418) accounted for 71% of all admissions, representing a rate of 337.2 per 100,000.

## Gender and age

Males accounted for 51% of all admissions, a rate of 475.0 per 100,000. The rate of first admissions for males in HSE West (142.6) was the lowest rate for first admissions for males amongst all HSE areas.

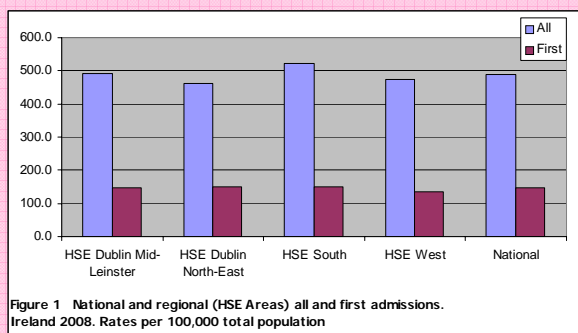


Figure 1 National and regional (HSE Areas) all and first admissions. Ireland 2008. Rates per 100,000 total population

The 35–44-year age group had the highest rate of all admissions in HSE West, at 743.5 per 100,000. The 45–54-year age group had the second-highest rate, at 699.1, followed by the 25–34-year age group, at 656.3. The under 18-year age group had the lowest rate of admission, at 24.2.

The 20–24-year age group had the highest rate of first admissions in HSE West, at 221.7, followed by the 18–19-year age group, at 220.9, and the 35–44-year age group, at 193.1. The under 18-year age group had the lowest rate of admission, at 18.3, the second-highest rate for this age group amongst all HSE areas.

Age groups were condensed into two groups: under 45 years and 45 years and over. The 45 year and over age group had the highest rate of admission in all HSE areas, with rates ranging from 745.8 per 100,000 in Dublin Mid-Leinster to 596.6 in HSE West (Figure 2). The rate of admission for the 45 year and over age group in HSE West was one-and-a-half times that of the under 45 year age group, at 404.4.

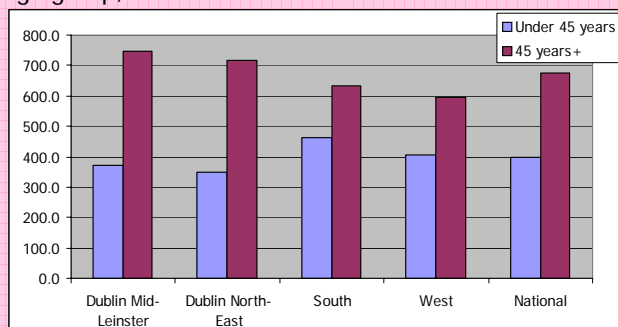


Figure 2 Health Service Executive Areas. All admissions by age category. Ireland 2008. Rates per 100,000 total population

## Marital status

Single persons accounted for 56% of all and 54% of first admissions in HSE West; married persons accounted for 26% of all and 31% of first admissions; widowed persons accounted for 4% of all and 4% of first admissions; and divorced persons accounted for 2% of all and 2% of first admissions.

Divorced persons had the highest rate of all (802.3) and first admissions (217.4) in HSE West. Married persons had the lowest rate of all (319.3) and first admissions (109.3).

## Socio-economic group

Fourteen per cent of all admissions had non-manual occupations, 12% were unskilled, 10% were manual skilled and 7% were lower professionals. However, it is worth noting that 40% of returns for HSE West did not specify an occupation, making assignment to a socio-economic group impossible.

## Diagnosis

Depressive disorders accounted for 32% of all admissions and 41% of first admissions for HSE West; schizophrenia accounted for 20% of all and 11% of first admissions; while alcoholic disorders accounted for 14% of all and 15% of first admissions.

All and first admission rates in HSE West were highest for depressive disorders, at 149.4 and 55.5 per 100,000, respectively (Figure 3). Schizophrenia had the second-highest rate of all admissions in HSE West, at 92.3, followed by mania, at 70.7. Alcoholic disorders had the second-highest rate of first admissions in HSE West, at 19.6, followed by schizophrenia, at 14.4.

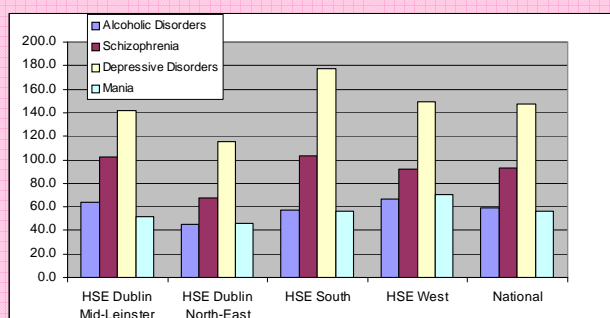


Figure 3 National and regional (HSE Areas) admissions for selected diagnostic groups. Ireland 2008. Rates per 100,000 total population

## Legal status

Non-voluntary admissions accounted for 7% of all and 7% of first admissions. The rate of non-voluntary all admissions was 33.5, while that for first admissions was 9.6, the lowest amongst all HSE areas (Figure 4).

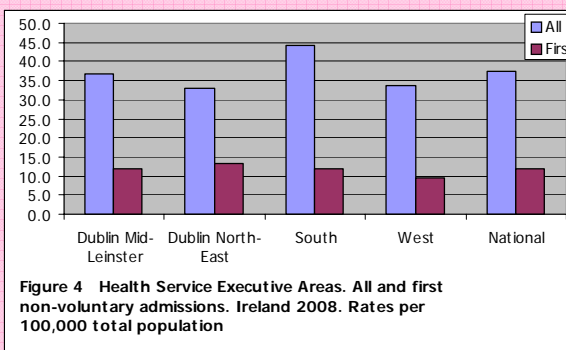


Figure 4 Health Service Executive Areas. All and first non-voluntary admissions. Ireland 2008. Rates per 100,000 total population

## Discharges (including deaths)

There were 4,813 discharges for HSE West in 2008.

Twenty-nine per cent of discharges occurred within one week of admission, 21% occurred within one to two weeks and 22% occurred within two to four weeks of admission. Ninety-five per cent of discharges occurred within three months of admission. This is similar to the pattern observed nationally.

Discharges for HSE West accounted for 23% of all discharges nationally and 23% of in-patient days. The average length of stay was 24.4 days (median 14.0 days), the shortest amongst all HSE areas.

## References

Central Statistics Office (2007) *Census 2006. Volume 1 – Population Classified by Area*. Dublin: Stationery Office.

Daly A and Walsh D (2009) *Activities of Irish Psychiatric Units and Hospitals 2008*. Dublin: Health Research Board.

Contact details for queries regarding this bulletin or the NPIRS:

**Antoinette Daly**

t +353 1 2345 142 or + 353 45 531246

e [adaly@hrb.ie](mailto:adaly@hrb.ie)